


CHRISTMAS BANNER.

Just hanging out.




Here it is. Your very own Christmas banner. All you have to do is put it together and your Christmas decoration will be complete.

Never done arts and crafts before? Here's how it works:

1. Print out the flags and cut them in the right shape. Preferably using scissors.
2. Grab some string. Don't have any? Dental floss, tied shoelaces, or Christmas lights will also work.
3. Glue or tape the flags onto the string.
4. Hang your Christmas banner.
5. Ho, ho, ho, you're all done!





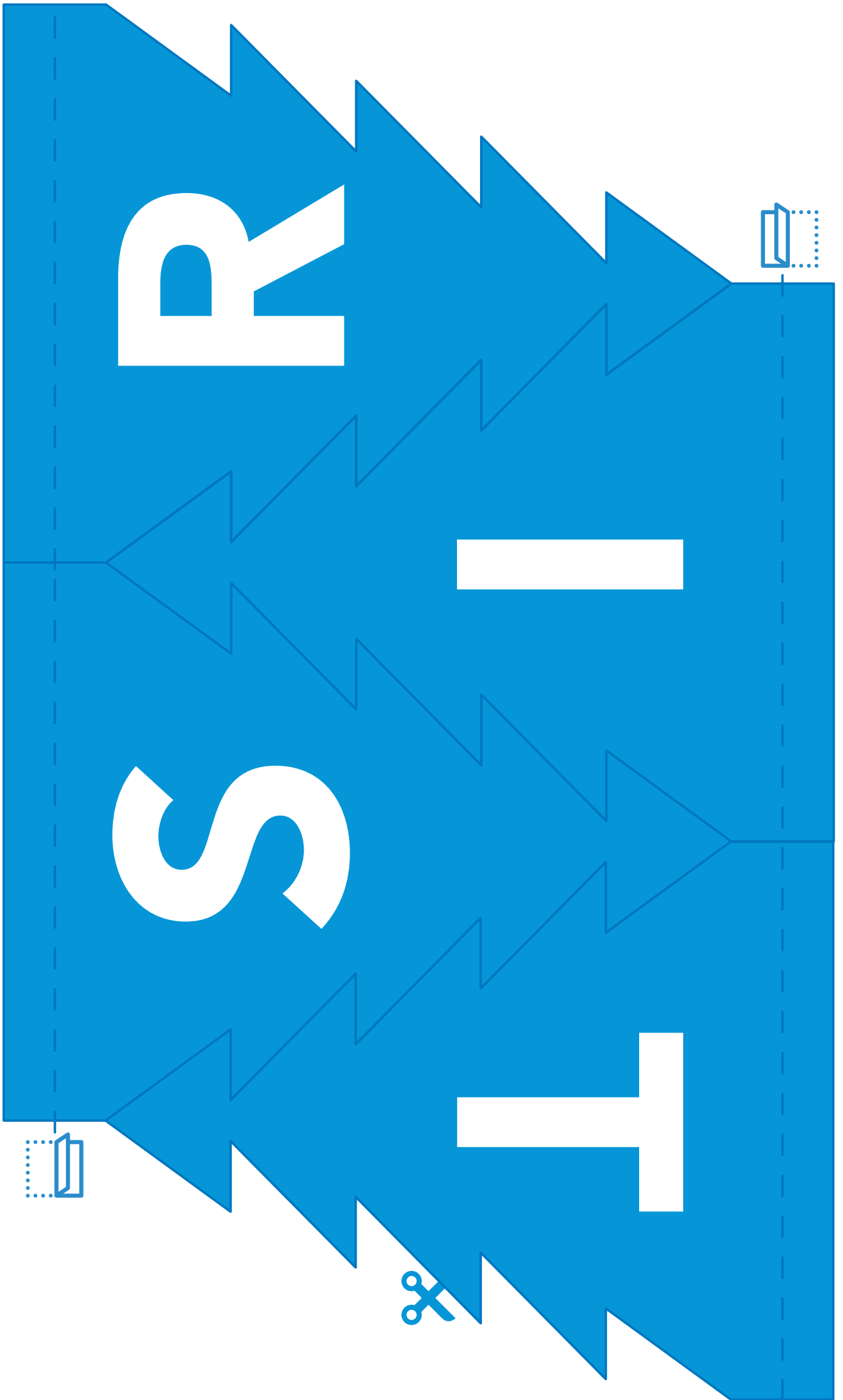
Y

A

C

H





S

T

A

R






W

I

N

T





A

C

K

A



